

1991 L Coupe subharness for 1995 LS Coupe Dash harness conversion

May 25, 2012 - rwheadon

These notes are what I used to create a sub-harness bridging stock harness sound for my 1991 Legend L Coupe after installing the 1995 LS dash harness for auto climate control. I chose to create a sub-harness rather than splicing wires in the car. This allows me to easily back out my conversion or replace either the body or dash harness without worrying about the bridge necessary to make the conversion work.

Please double check everything before operating on your vehicle. I did only what was necessary to get the stock L radio working properly in my vehicle.

Just a couple notes:

* the run from your sub-harness root and the C381 connector is several feet. I made my work easier by getting a 2pin connector and putting that near the C381 junction so that I could more easily route wires behind the center console and glovebox... this 2 pin connector is not documented in my notes. If you don't get what I'm saying here that's fine, you will when you go to install the sub-harness.

* in my notes I refer to a M + F C252 connector. I believe I left this off on my final sub, just see how it goes when you wire yours up.

* I don't remember which of my connectors ended up needing a pin or two installed, but plan on doing a couple pins along the way. It might just have been the trim level of my connector donor car.

This is all I've got for you now... have fun

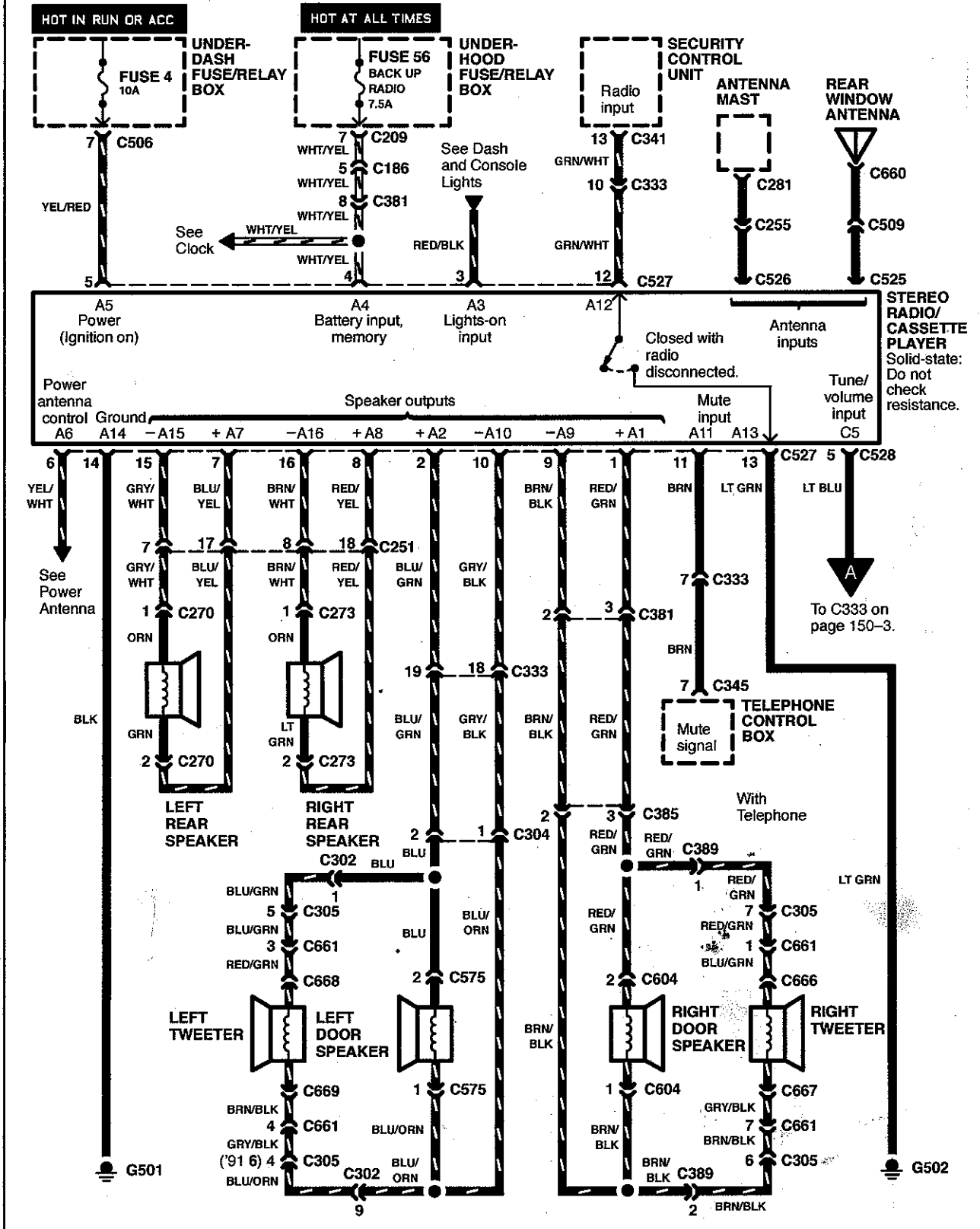
rich

91L

1991 L COUPE

Stereo Sound System


Standard Radio (L model)



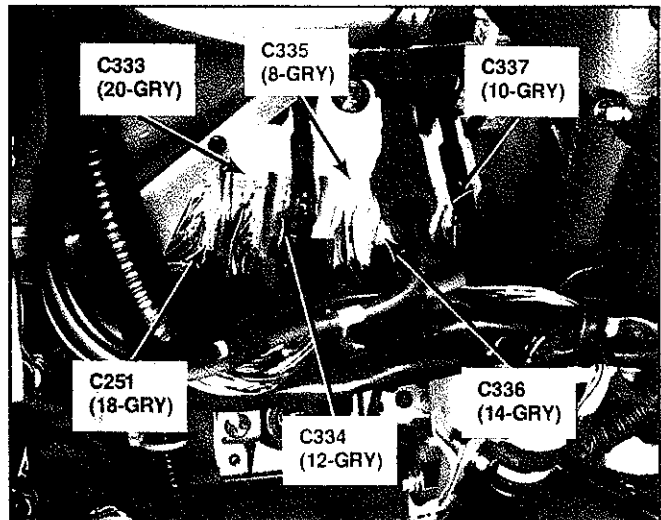
1991
L COUPE



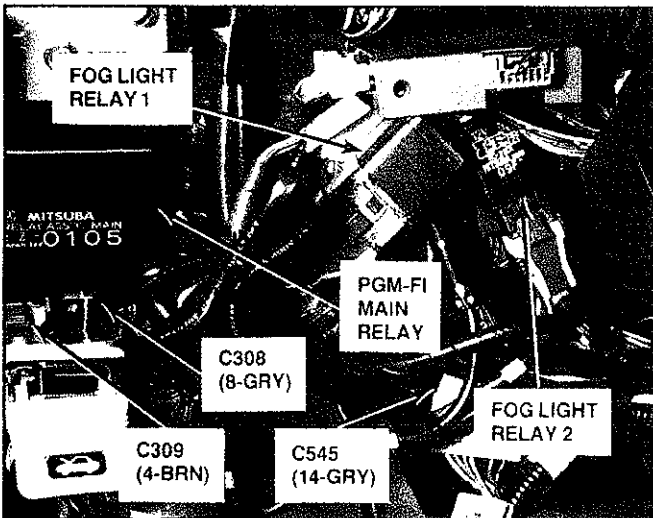
67. Behind Dash, Left of Steering Column




70. Behind Dash, Left of Steering Column



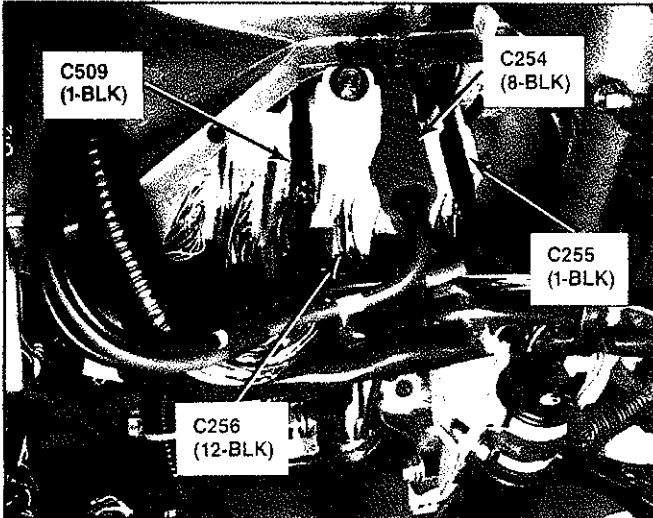
68. Behind Dash, Left of Steering Column



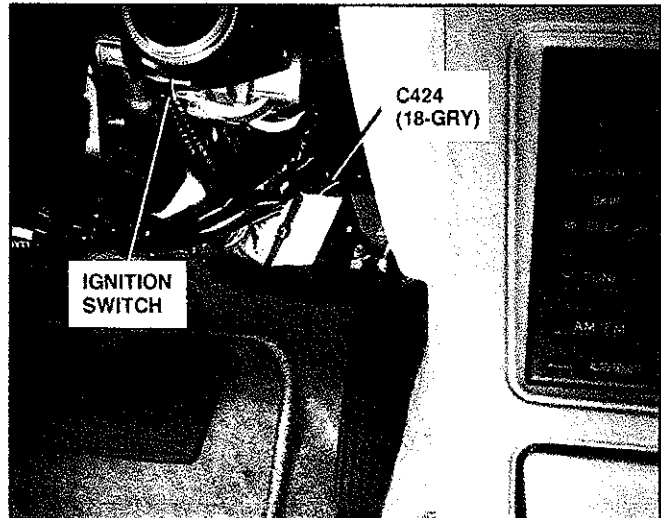
71. Behind Dash, Left of Steering Column



69. Behind Dash, Left of Steering Column



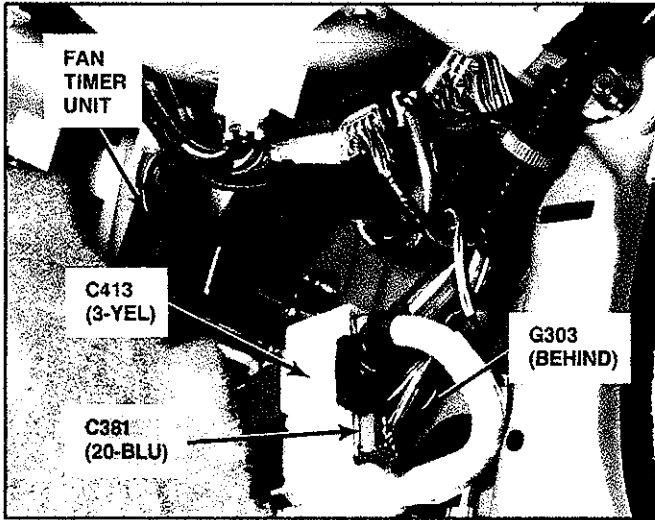
72. Behind Dash, Right of Steering Column



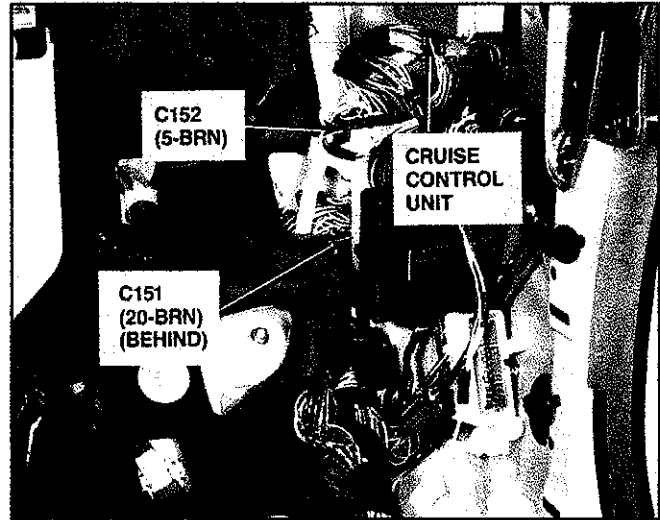
Component Location

911 1991 L
COUPE

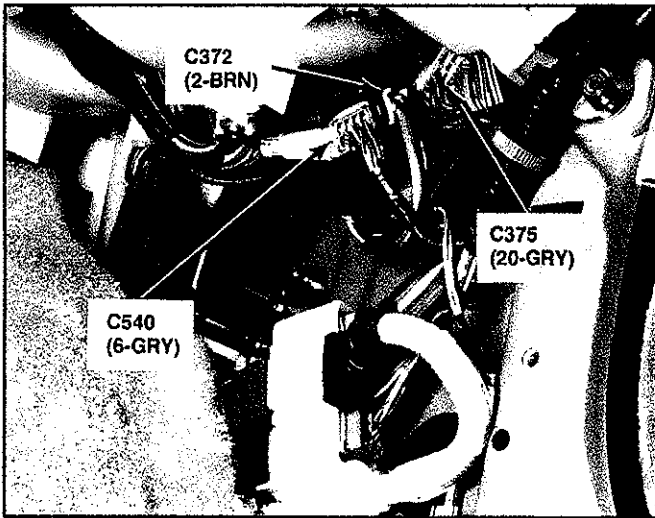
97. Right Kick Panel




100. Right Kick Panel (Blower Unit Removed)



98. Right Kick Panel




101. Left Door



99. Right Kick Panel (Blower Unit Removed)



102. Left Door



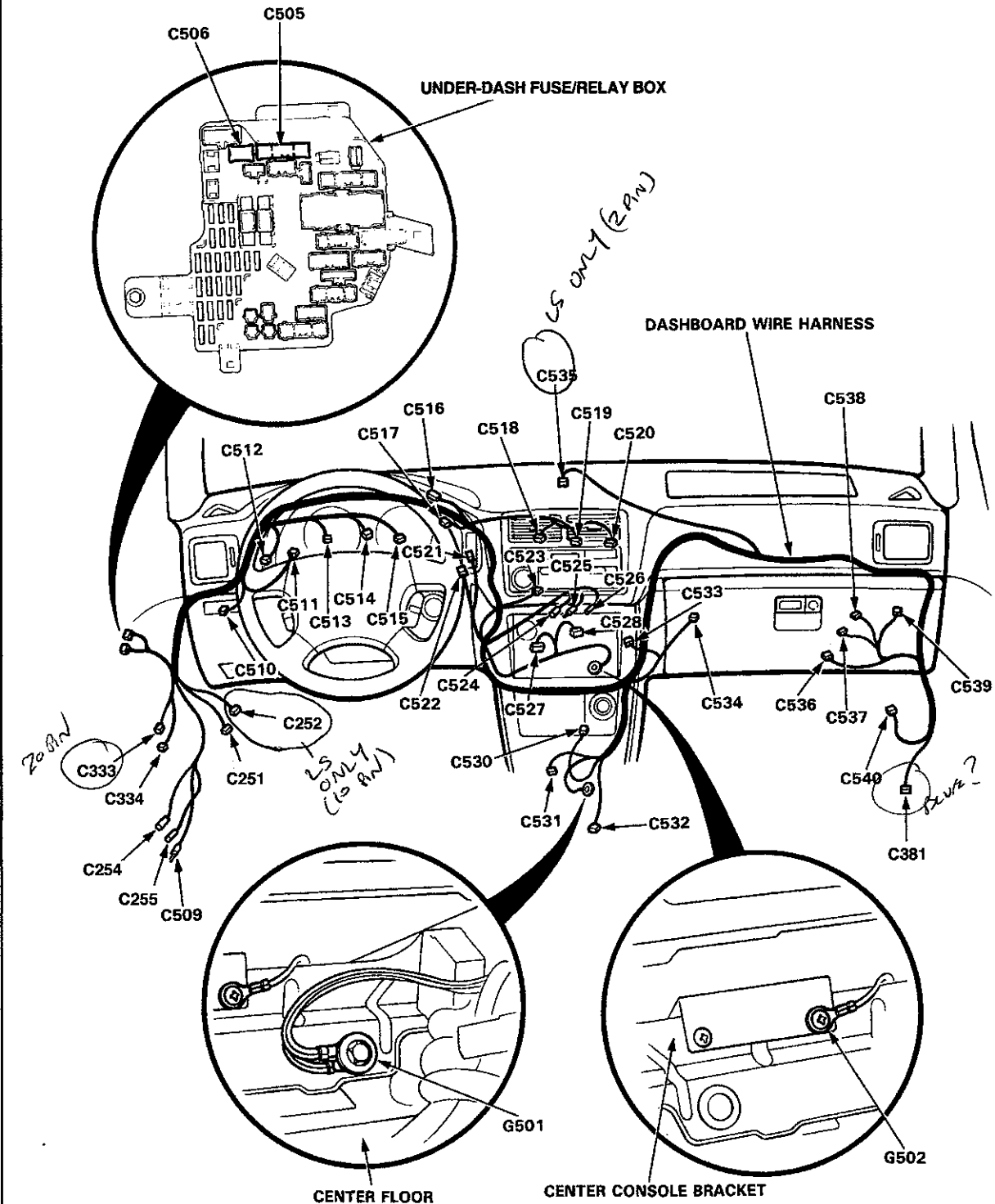
91 Civic

1991

B



Dashboard Wire Harness

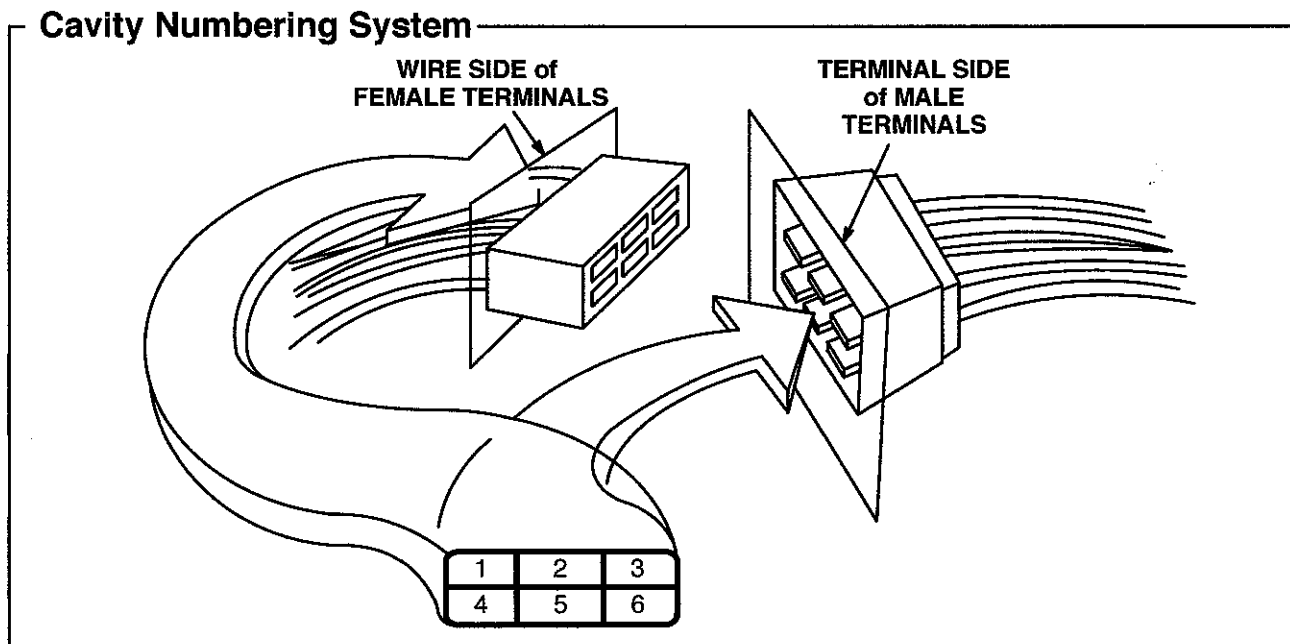


(cont'd)

203-11

91 Conn

Connector Cavity Numbering



Index

6-CAVITY CONNECTORS

| Connector Number | Page |
|------------------|-------|
| C102 | 202-2 |
| C155 | 202-2 |
| C156 | 202-2 |
| C263 | 202-2 |
| C287 | 202-2 |
| C318 | 202-2 |
| C400 | 202-2 |
| C401 | 202-2 |
| C402 | 202-2 |
| C418 | 202-2 |
| C454 | 202-2 |
| C521 | 202-2 |
| C523 | 202-2 |
| C538 | 202-2 |
| C540 | 202-2 |
| C542 | 202-2 |
| C758 | 202-2 |

7-CAVITY CONNECTORS

| Connector Number | Page |
|------------------|-------|
| C188 | 202-3 |
| C207 | 202-2 |
| C258 | 202-2 |
| C268 | 202-2 |
| C275 | 202-2 |
| C279 | 202-3 |
| C345 | 202-2 |
| C515 | 202-2 |
| C533 | 202-2 |
| C706 | 202-2 |
| C707 | 202-2 |

8-CAVITY CONNECTORS

| Connector Number | Page |
|------------------|-------|
| C113 | 202-3 |
| C119 | 202-3 |
| C125 | 202-3 |
| C261 | 202-3 |
| C305 | 202-3 |
| C308 | 202-3 |
| C329 | 202-3 |
| C335 | 202-3 |
| C374 | 202-3 |
| C384 | 202-3 |
| C403 | 202-3 |
| C416 | 202-3 |
| C456 | 202-3 |
| C459 | 202-3 |
| C506 | 202-3 |
| C523 | 202-3 |
| C537 | 202-3 |
| C544 | 202-3 |
| C576 | 202-3 |
| C582 | 202-3 |
| C586 | 202-3 |
| C606 | 202-3 |
| C607 | 202-3 |
| C610 | 202-3 |
| C713 | 202-3 |
| C754 | 202-3 |

9-CAVITY CONNECTORS

| Connector Number | Page |
|------------------|-------|
| C208 | 202-3 |

91 'Calk



10-CAVITY CONNECTORS

| Connector Number | Page |
|------------------|-------|
| C102 | 202-4 |
| C252 | 202-4 |
| C303 | 202-4 |
| C319 | 202-4 |
| C337 | 202-4 |
| C344 | 202-4 |
| C358 | 202-4 |
| C457 | 202-4 |
| C512 | 202-4 |
| C513 | 202-4 |
| C712 | 202-4 |
| C755 | 202-4 |

11-CAVITY CONNECTORS

| Connector Number | Page |
|------------------|-------|
| C209 | 202-4 |

12-CAVITY CONNECTORS

| Connector Number | Page |
|------------------|-------|
| C184 | 202-5 |
| C316 | 202-4 |
| C334 | 202-5 |
| C350 | 202-5 |
| C389 | 202-4 |
| C398 | 202-5 |
| C407 | 202-4 |
| C578 | 202-5 |

14-CAVITY CONNECTORS

| Connector Number | Page |
|------------------|-------|
| C101 | 202-5 |
| C103 | 202-5 |
| C104 | 202-5 |
| C182 | 202-5 |
| C317 | 202-5 |
| C336 | 202-5 |
| C343 | 202-5 |
| C373 | 202-5 |
| C531 | 202-5 |
| C545 | 202-5 |
| C757 | 202-5 |

16-CAVITY CONNECTORS

| Connector Number | Page |
|------------------|-------|
| C186 | 202-5 |
| C191 | 202-5 |
| C253 | 202-6 |
| C274 | 202-5 |
| C342 | 202-5 |
| C383 | 202-5 |
| C388 | 202-5 |
| C527 | 202-5 |
| C577 | 202-6 |

18-CAVITY CONNECTORS

| Connector Number | Page |
|------------------|-------|
| C251 | 202-6 |
| C260 | 202-6 |
| C302 | 202-6 |
| C340 | 202-6 |
| C406 | 202-6 |
| C414 | 202-6 |
| C421 | 202-6 |
| C422 | 202-6 |
| C806 | 202-6 |

20-CAVITY CONNECTORS

| Connector Number | Page |
|------------------|-------|
| C151 | 202-6 |
| C185 | 202-6 |
| C257 | 202-6 |
| C278 | 202-6 |
| C301 | 202-6 |
| C333 | 202-6 |
| C381 | 202-6 |
| C505 | 202-6 |

22-CAVITY CONNECTORS

| Connector Number | Page |
|------------------|-------|
| C314 | 202-6 |
| C315 | 202-6 |
| C341 | 202-6 |
| C387 | 202-6 |
| C511 | 202-6 |
| C514 | 202-6 |
| C520 | 202-6 |

24-CAVITY CONNECTORS

| Connector Number | Page |
|------------------|-------|
| C465 | 202-7 |

26-CAVITY CONNECTORS

| Connector Number | Page |
|------------------|-------|
| C351 | 202-7 |
| C386 | 202-7 |
| C705 | 202-7 |

30-CAVITY CONNECTORS

| Connector Number | Page |
|------------------|-------|
| C520 | 202-7 |

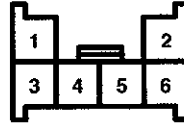
(cont'd)

91 cards

Connector Cavity Numbering (cont'd)

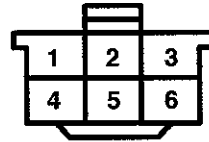
Connector Views

C263, C287, C401, C402,
C418, C454, C523, C538,
C540, C758



63.002

C400



63.004

C521



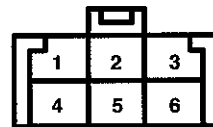
63.008

C102, C155, C156



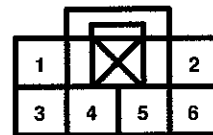
63.009

C542



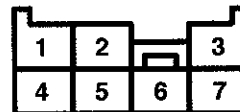
63.011

C318



63.014

C207, C258, C268, C275,
C279, C533, C706, C707



63.051

C345, C515



63.053

91 cards



| | | |
|---|--|--------|
| C188 | | 63.057 |
| C804 | | 63.058 |
| C279, C506, C754 | | 63.082 |
| C374 | | 63.085 |
| C113, C119, C125 | | 63.086 |
| C261, C289, C305, C335, C384, C403, C416, C456, C459, C523, C537, C544, C576, C582, C586, C606, C607, C610, C713, C754 | | 63.087 |
| C308, C329 | | 63.088 |
| C208 | | 63.116 |

(cont'd)

91 case

Connector Cavity Numbering (cont'd)

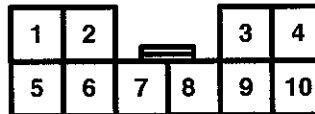
Connector Views (cont'd)

C344, C512, C513



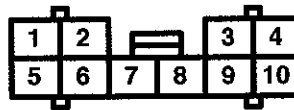
63.126

C252



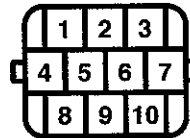
63.131

C303, C319, C337,
C457, C712, C755



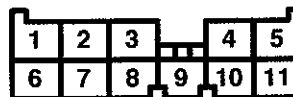
63.135

C102, C358



63.136

C209



63.166

C407



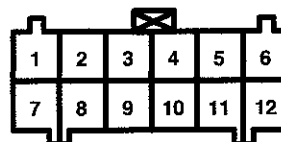
63.176

C316



63.178

C389

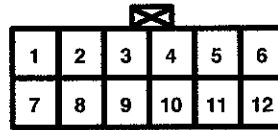


63.179

91 Corp

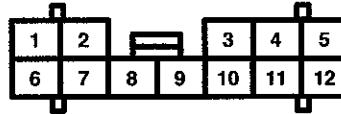


C350




63.180

C184, C334, C398, C578



63.181

C101, C103, C104, C182



63.262

C343, C373



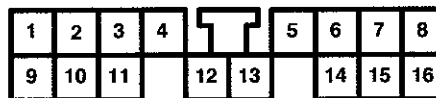
63.263

C317, C336, C531,
C545, C757



63.264

C274, C527



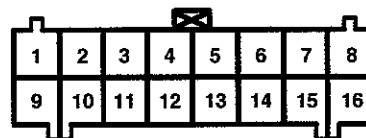
63.306

C186, C191, C383



63.307

C342, C388



63.310

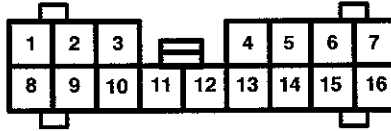
(cont'd)

91 call

Connector Cavity Numbering (cont'd)

Connector Views (cont'd)

C253, C577



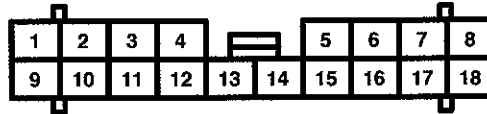
63.311

C251



63.355

C260, C302



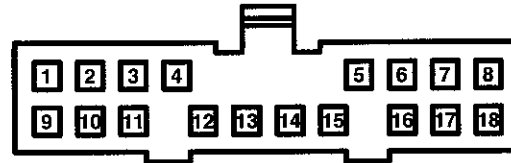
63.356

C340, C406, C421, C422



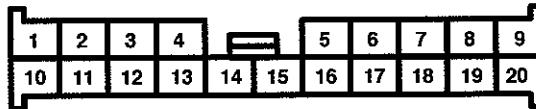
63.358

C806



63.361

C151, C185, C257, C278,
C301, C333, C381, C505



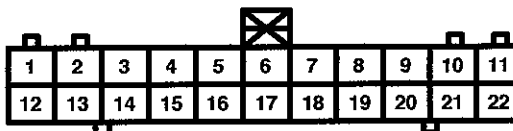
63.406

C314, C315, C511,
C514, C520



63.426

C341, C387



63.429

91 Cash

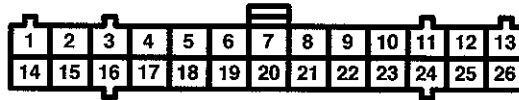


C465



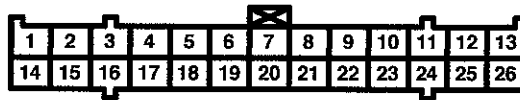
63.455

C705



63.476

C351, C386



63.477

C520

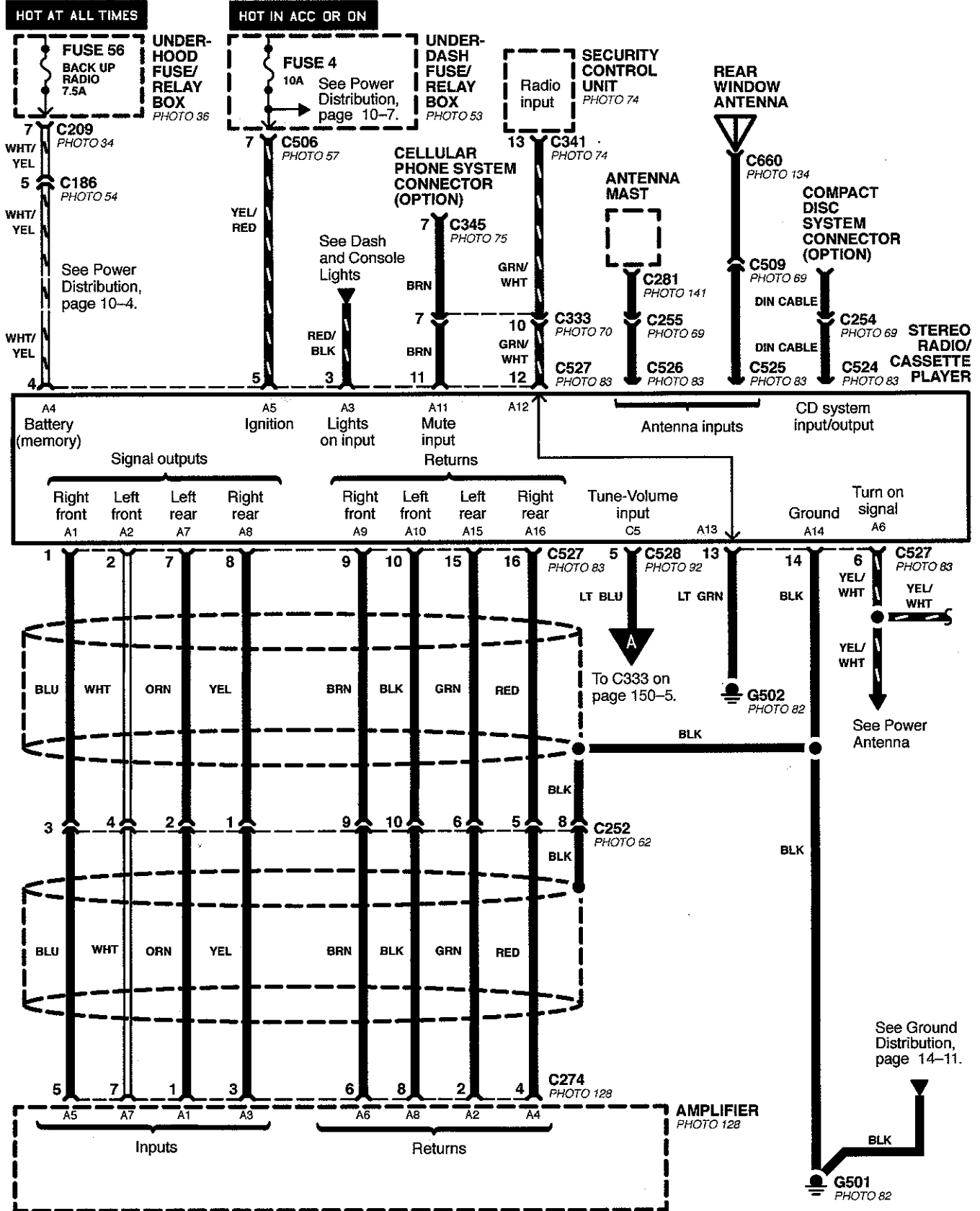


63.501

Stereo Sound System (cont'd)

95 LS


- LS Model



95 LS

Component Location

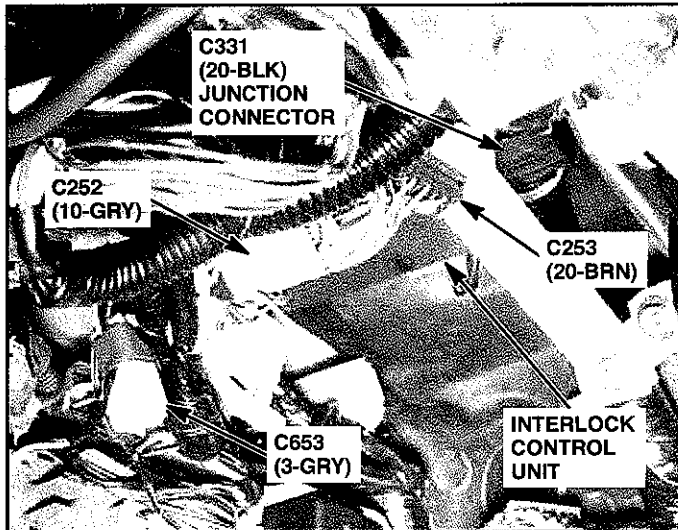
61. Left Kick Panel




64. Behind Dash, Above Clutch Pedal




62. Below Left Side of Dash




65. Behind Dash, Above Clutch Pedal



63. Left Kick Panel

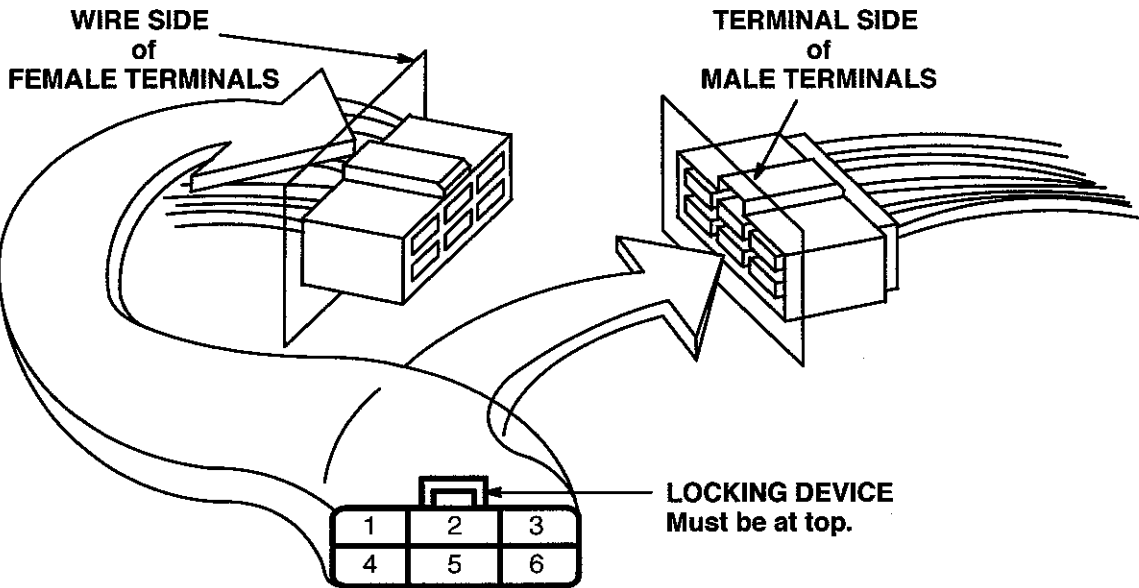


66. Driver's Footwell



Connector Cavity Numbers

Cavity Numbering System



Connector View Index (Views are shown on the following pages)

| Connector | View | Connector | View | Connector | View |
|-------------------------|------|-----------|------|--------------------|------|
| C101 | 24 | C261 | 16 | C337 (LS) | 26 |
| C102 (L A/T) | 4 | C263 | 1 | C340 | 33 |
| C102 (LS A/T and L M/T) | 17 | C268 | 6 | C341 | 38 |
| C102 (LS M/T) | 24 | C274 | 27 | C342 | 29 |
| C103 | 24 | C275 | 6 | C343 | 25 |
| C104 | 24 | C278 | 35 | C344 | 15 |
| C113 | 11 | C279 | 16 | C345 | 7 |
| C119 | 11 | C287 | 1 | C350 | 22 |
| C125 | 11 | C289 | 12 | C351 | 40 |
| C151 | 35 | C293 | 16 | C358 | 17 |
| C155 | 4 | C294 | 25 | C373 | 25 |
| C156 | 4 | C295 | 19 | C374 | 10 |
| C182 | 24 | C296 | 33 | C375 | 36 |
| C184 | 23 | C301 | 35 | C381 | 35 |
| C185 | 35 | C302 | 32 | C383 | 28 |
| C186 | 30 | C303 | 16 | C384 | 12 |
| C188 | 8 | C305 | 12 | C386 | 40 |
| C191 | 28 | C308 | 13 | C387 | 38 |
| C207 | 6 | C314 | 37 | C388 | 29 |
| C208 | 14 | C315 | 37 | C389 | 21 |
| C209 | 18 | C316 | 20 | C398 | 23 |
| C241 | 6 | C317 | 26 | C400 | 2 |
| C242 | 12 | C318 | 5 | C401 | 1 |
| C250 | 26 | C319 | 16 | C402 | 1 |
| C251 | 31 | C329 | 13 | C403 | 12 |
| C252 | 16 | C333 | 35 | C406 (without TCS) | 33 |
| C253 | 35 | C334 | 26 | C406 (with TCS) | 35 |
| C257 | 35 | C335 | 12 | C407 (without TCS) | 19 |
| C258 | 6 | C336 | 26 | C407 (with TCS) | 25 |
| C260 | 32 | C337 (L) | 16 | C416 | 12 |

95 *Carte*

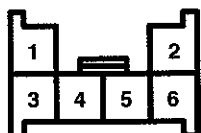


Connector View Index (cont'd)

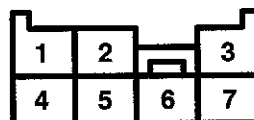
| Connector | View | Connector | View | Connector | View |
|-----------|------|------------------------|------|-----------|------|
| C418 | 1 | C520 (Manual A/C) | 39 | C586 | 12 |
| C423 | 33 | C520 (Climate Control) | 41 | C606 | 10 |
| C424 | 29 | C521 | 3 | C607 | 12 |
| C425 | 40 | C523 (LS) | 1 | C610 | 12 |
| C454 | 1 | C523 (L) | 12 | C705 | 15 |
| C456 | 12 | C527 | 27 | C706 | 6 |
| C457 | 16 | C531 | 26 | C707 | 6 |
| C459 | 12 | C533 | 6 | C712 | 16 |
| C505 | 35 | C538 | 1 | C754 | 12 |
| C506 | 12 | C540 | 1 | C755 | 16 |
| C511 | 39 | C542 | 15 | C757 | 26 |
| C512 | 15 | C576 | 10 | C758 | 1 |
| C513 | 15 | C577 | 28 | C759 | 1 |
| C514 | 39 | C578 | 23 | C804 | 9 |
| C515 | 7 | C582 | 16 | C806 | 34 |

Connector Views

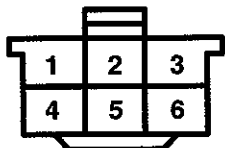
1



6



2



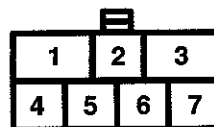
7



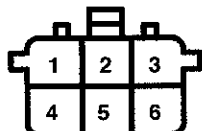
3



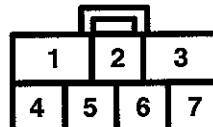
8



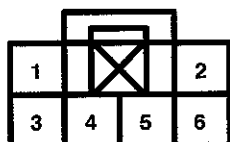
4



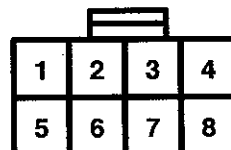
9



5



10



95calk

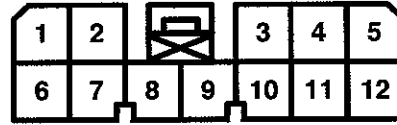
Connector Cavity Numbers

Connector Views (cont'd)

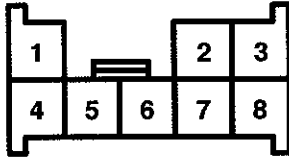
11



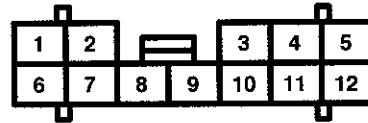
19



12



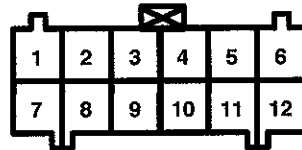
20



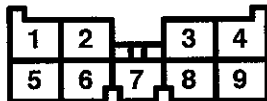
13



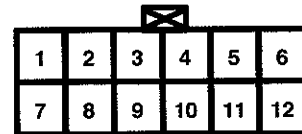
21



14



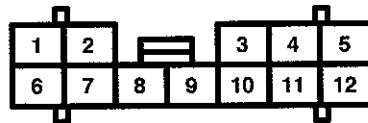
22



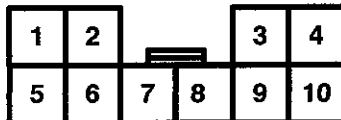
15



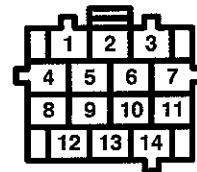
23




16



24



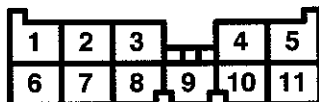
17



25



18

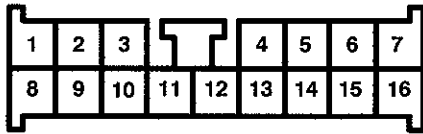


26





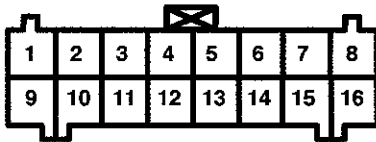
Connector Views



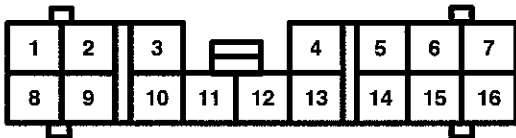
28



29



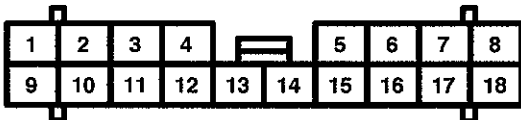
30



31



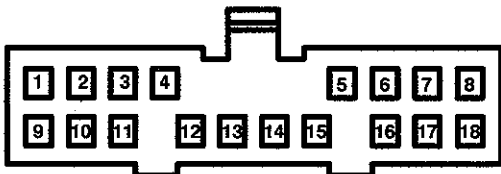
32



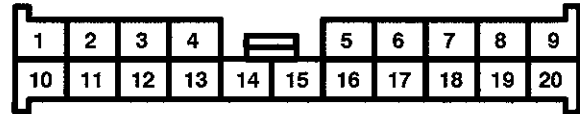
33



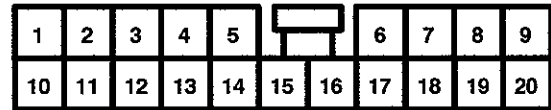
34



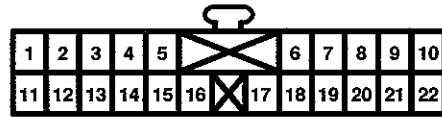
35



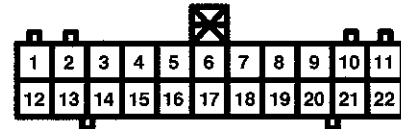
36



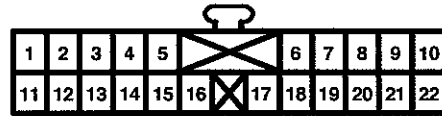
37



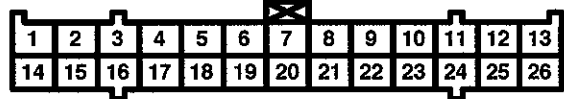
38



39



40



41



Sound

| | 91L | 95LS |
|------|---|--|
| C251 | 18 cavity (7,8,17,18) | 18 cavity |
| C252 | 10 cavity | 10 cavity |
| C333 | 20 cavity #19 - LF SP+ #18 - LF SP- * 7 - PHONE #10 - SECURITY #13 - PHONE | 20 Cavity #13 - S/W CONTROL #10 - SECURITY #7 - PHONE |

